

SAILING SHIPS NOTEBOOKING PAGES

**By
Amanda Bennett**

AAB

AABennett Books, Inc.

For more information, visit the website:
www.unitstudy.com

Other Books By This Author:

Unit Studies 101
Patriotic Holidays
Pioneers
Easter
Horses
Scrapbooking
Lighthouses
Trains
Thanksgiving
Christmas
Baseball
Gardens
American Government
Unit Study Journal
First Steps in Faith
Athletes of the Bible
Heroes of Invention
Heroes of Chivalry
American Hero Stories
... with more to come!

Copyright 2006 by Amanda Bennett

Published by AABennett Books, 595 Hope Lane, Dunlap, TN 37327

All Rights Reserved

No part of this book may be reproduced or used in any form without written permission from the publisher. **However, the original purchaser is hereby granted permission to print the pages for use with their own children.**

Copies of this work may **NOT** be transmitted, stored or recorded in any form without written permission from the publisher.

AABennett Books, Inc. will prosecute any breaches of its copyright. Anyone distributing this work through email attachments or by any other means is in violation of copyright laws.

Visit our website: www.unitstudy.com to learn more about the complete line of unit study products, and use the online library of full-text articles by Amanda Bennett.

SAILING SHIPS – NOTEBOOKING PAGES

On the following pages, you will find decorated pages that you can print and use in each child's Sailing Ships Journal. Your child can use the pages for their daily work, map drawing, project designs, and much more.

You will notice that some of the pages are lined and others are unlined. This has been done to provide you and your student with some flexibility in their notebooking work with Sailing Ships. For pages that they need to draw maps, diagrams, and other project pages, they can use the unlined pages. When they need pages for their writing and research work, they can use the lined pages. Please note that some of the lined pages are done in early elementary style with a dashed line between two solid lines, while other pages are single spaced for older students.

Using notebooks when working on a unit study can be very rewarding for the students, and fun to keep as a memento of their studies. Have fun, and enjoy the adventure!










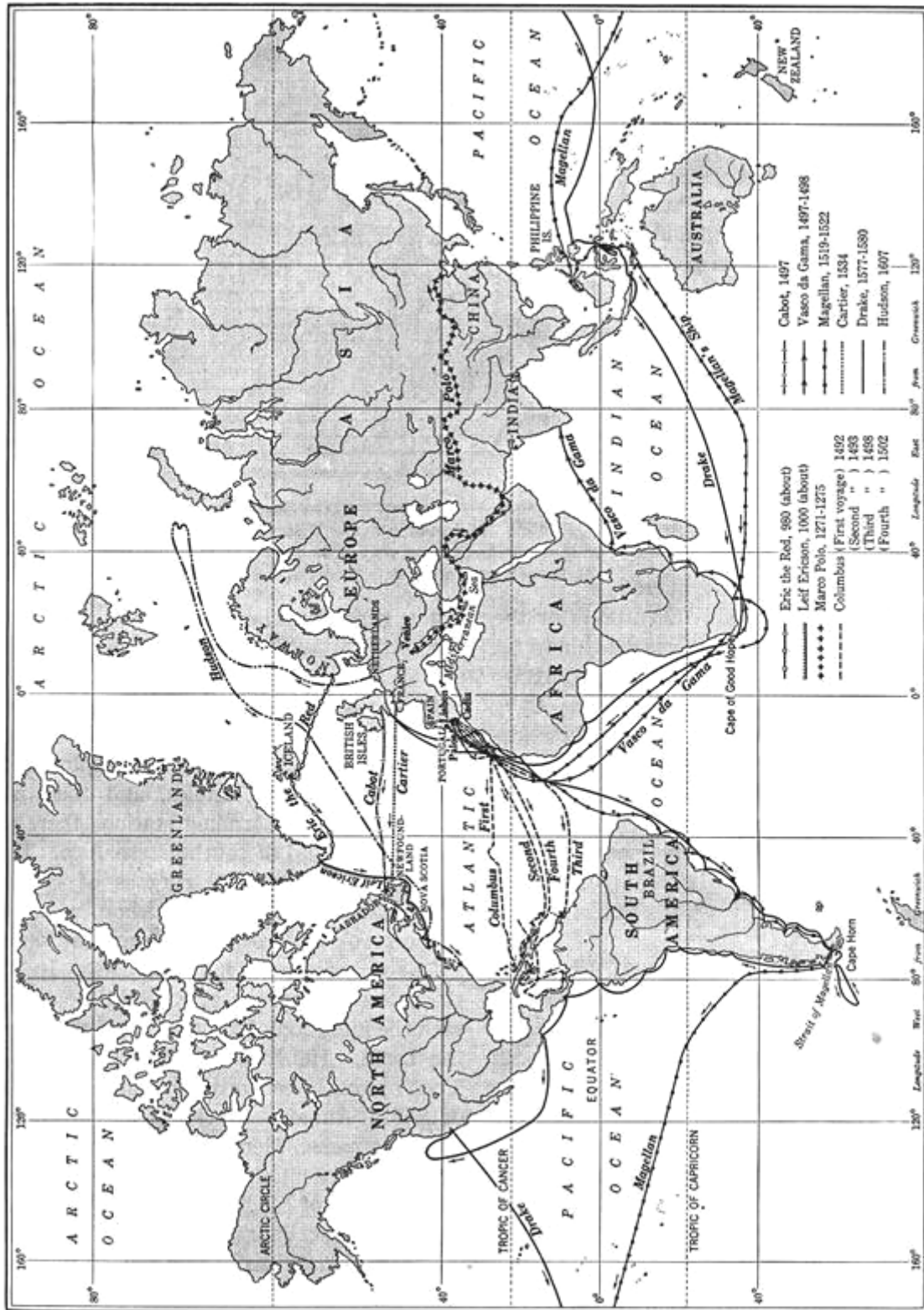


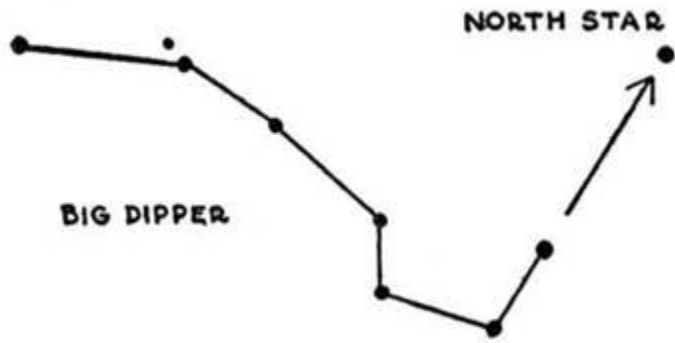
Handwriting practice lines consisting of three sets of solid top and bottom lines with a dashed middle line.



Schooner with four masts

Handwriting practice lines consisting of ten sets of solid top and bottom lines with a dashed middle line.











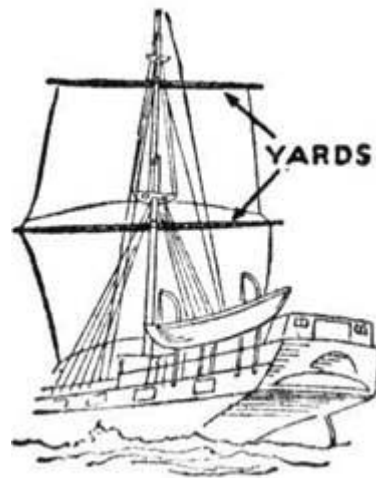


Rudder of a
boat





Sloop

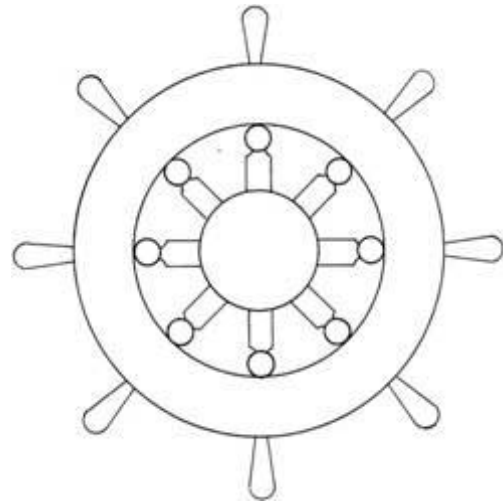










Handwriting practice lines consisting of a solid top line, a dashed middle line, and a solid bottom line. This set includes the first four lines of the first row.



Handwriting practice lines consisting of a solid top line, a dashed middle line, and a solid bottom line. This set includes the remaining lines of the first row and the entire second row.



Handwriting practice lines consisting of ten sets of horizontal lines. Each set includes a solid top line, a dashed middle line, and a solid bottom line, providing a guide for letter height and placement.



Frame of a ship supported by shores

Handwriting practice lines consisting of multiple sets of three horizontal lines (top solid, middle dashed, bottom solid).



Handwriting practice lines consisting of 10 sets of three horizontal lines (top solid, middle dashed, bottom solid).

Handwriting practice lines consisting of a solid top line, a dashed middle line, and a solid bottom line. This set includes the first two lines of the pattern.



Handwriting practice lines consisting of a solid top line, a dashed middle line, and a solid bottom line. This set includes the remaining ten lines of the pattern.

**P
I
R
A
T
E
S**

Handwriting practice lines for the word 'PIRATES'. Each letter is followed by a set of three horizontal lines: a solid top line, a dashed middle line, and a solid bottom line.

Four additional sets of handwriting practice lines, each consisting of a solid top line, a dashed middle line, and a solid bottom line.



Handwriting practice lines consisting of multiple sets of three horizontal lines (top, middle dashed, bottom) for writing practice.



Handwriting practice lines consisting of a solid top line, a dashed middle line, and a solid bottom line.

Multiple sets of handwriting practice lines, each consisting of a solid top line, a dashed middle line, and a solid bottom line, arranged vertically down the page.




Handwriting practice lines consisting of a solid top line, a dashed middle line, and a solid bottom line. This set of lines is located to the right of the ship illustration.

A series of ten sets of handwriting practice lines, each consisting of a solid top line, a dashed middle line, and a solid bottom line. These lines are arranged vertically down the page, providing ample space for practicing letter formation.



Handwriting practice lines consisting of ten sets of horizontal lines. Each set includes a solid top line, a dashed middle line, and a solid bottom line.



Handwriting practice lines consisting of a solid top line, a dashed middle line, and a solid bottom line. There are ten such sets of lines stacked vertically to the right of the ship illustration.

Handwriting practice lines consisting of a solid top line, a dashed middle line, and a solid bottom line. There are ten such sets of lines stacked vertically, occupying the lower half of the page.

ORDERING INFORMATION:

*To order additional educational materials,
please visit Amanda's website:
<http://www.unitstudy.com>*

At the website, you will find a wealth of information, study materials, and plenty of articles and newsletters that have been written to help you in your learning explorations.

Enjoy the adventure!

