

# **GARDENS NOTEBOOK PAGES**



**By  
Amanda Bennett**

**AAB**

**AABennett Books, Inc.**

For more information, visit the website:  
[www.unitstudy.com](http://www.unitstudy.com)

**Other Books By This Author:**

***Unit Studies 101***  
***Patriotic Holidays***  
***Pioneers***  
***Easter***  
***Horses***  
***Scrapbooking***  
***Lighthouses***  
***Trains***  
***Thanksgiving***  
***Christmas***  
***Baseball***  
***Gardens***  
***American Government***  
***Unit Study Journal***  
***First Steps in Faith***  
***Athletes of the Bible***  
***Heroes of Invention***  
***Heroes of Chivalry***  
***American Hero Stories***  
*... with more to come!*

**Copyright 2007 by Amanda Bennett**

Published by AABennett Books, 595 Hope Lane, Dunlap, TN 37327

**All Rights Reserved**

No part of this book may be reproduced or used in any form without written permission from the publisher. **However, the original purchaser is hereby granted permission to print the pages for use with their own children.**

Copies of this work may **NOT** be transmitted, stored or recorded in any form without written permission from the publisher.

**AABennett Books, Inc. will prosecute any breaches of its copyright. Anyone distributing this work through email attachments or by any other means is in violation of copyright laws.**

Visit our website: [www.unitstudy.com](http://www.unitstudy.com) to learn more about the complete line of unit study products, and use the online library of full-text articles by Amanda Bennett.

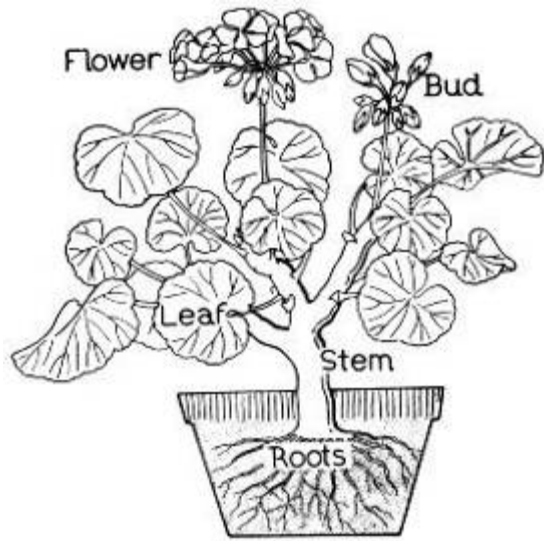
## **GARDENS NOTEBOOK PAGES**

On the following pages, you will find decorated pages that you can print and use in each child's Gardens Journal. Your child can use the pages for their daily work, map drawing, project designs, and much more.

You will notice that some of the pages are lined and others are unlined. This has been done to provide you and your student with some flexibility in their notebooking work with Gardens. For pages that they need to draw maps, diagrams, and other project pages, they can use the unlined pages. When they need pages for their writing and research work, they can use the lined pages. Please note that some of the lined pages are done in early elementary style with a dashed line between two solid lines, while other pages are single spaced for older students.

Using notebooks when working on a unit study can be very rewarding for the students, and fun to keep as a memento of their studies. Have fun, and enjoy the adventure!








PLANTS





Handwriting practice lines consisting of a solid top line, a dashed middle line, and a solid bottom line, repeated for three rows.



Handwriting practice lines consisting of a solid top line, a dashed middle line, and a solid bottom line, repeated for ten rows.




Handwriting practice lines consisting of a solid top line, a dashed middle line, and a solid bottom line. This set of lines is positioned to the right of the seed packet illustration.


Multiple sets of handwriting practice lines, each consisting of a solid top line, a dashed middle line, and a solid bottom line, extending across the width of the page.


































PEPPER




Handwriting practice lines consisting of a solid top line, a dashed middle line, and a solid bottom line. This set of lines is positioned to the left of the pepper illustration.

Multiple sets of handwriting practice lines, each consisting of a solid top line, a dashed middle line, and a solid bottom line, extending across the width of the page.





Handwriting practice lines consisting of solid top and bottom lines with a dashed middle line, repeated ten times.




A series of ten sets of horizontal lines for handwriting practice. Each set consists of a solid top line, a dashed middle line, and a solid bottom line.

Handwriting practice lines consisting of three sets of four horizontal lines each. Each set includes a solid top line, a dashed middle line, and a solid bottom line.



Handwriting practice lines consisting of seven sets of four horizontal lines each. Each set includes a solid top line, a dashed middle line, and a solid bottom line.






Handwriting practice lines consisting of solid top and bottom lines with a dashed middle line. There are ten such sets of lines arranged vertically on the page.



Handwriting practice lines consisting of a solid top line, a dashed middle line, and a solid bottom line, repeated ten times.



Handwriting practice lines consisting of a solid top line, a dashed middle line, and a solid bottom line, repeated ten times.






Handwriting practice lines consisting of solid top and bottom lines with a dashed midline, repeated ten times.

Handwriting practice lines consisting of a solid top line, a dashed middle line, and a solid bottom line, repeated ten times.



Handwriting practice lines consisting of a solid top line, a dashed middle line, and a solid bottom line, repeated ten times.





Handwriting practice lines consisting of ten sets of horizontal lines. Each set includes a solid top line, a dashed middle line, and a solid bottom line, providing a guide for letter height and placement.

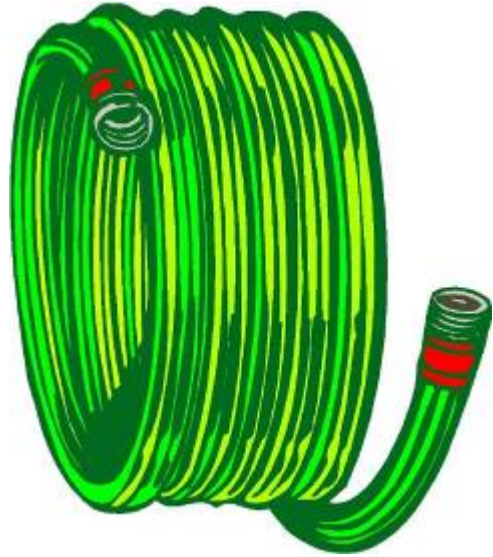






Handwriting practice lines consisting of solid top and bottom lines with a dashed middle line. There are ten such sets of lines arranged vertically on the page.


Handwriting practice lines consisting of solid top and bottom lines with a dashed midline.





Handwriting practice lines consisting of solid top and bottom lines with a dashed midline.























## **ORDERING INFORMATION:**

*To order additional educational materials,  
please visit Amanda's website:*

*<http://www.unitstudy.com>*

*At the website, you will find a wealth of information, study materials, and plenty of articles and newsletters that have been written to help you in your learning explorations.*

***Enjoy the adventure!***

